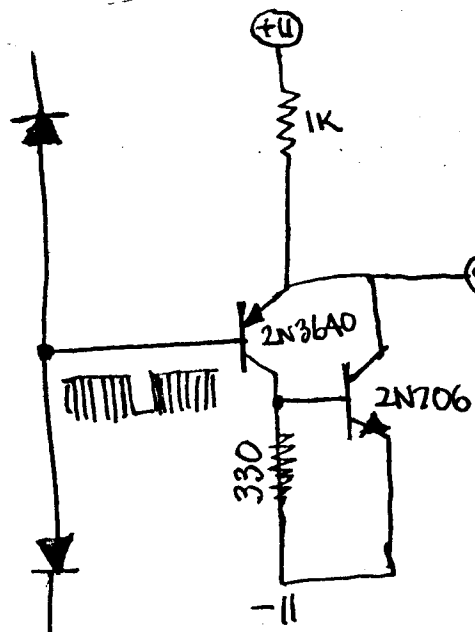
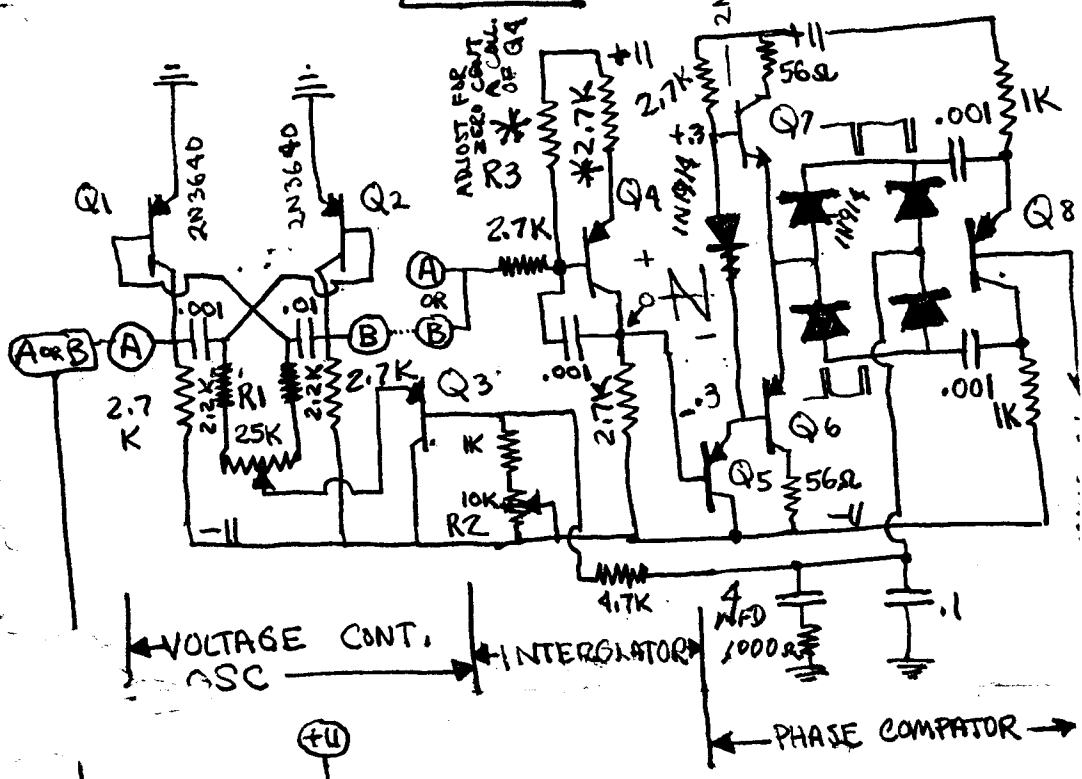


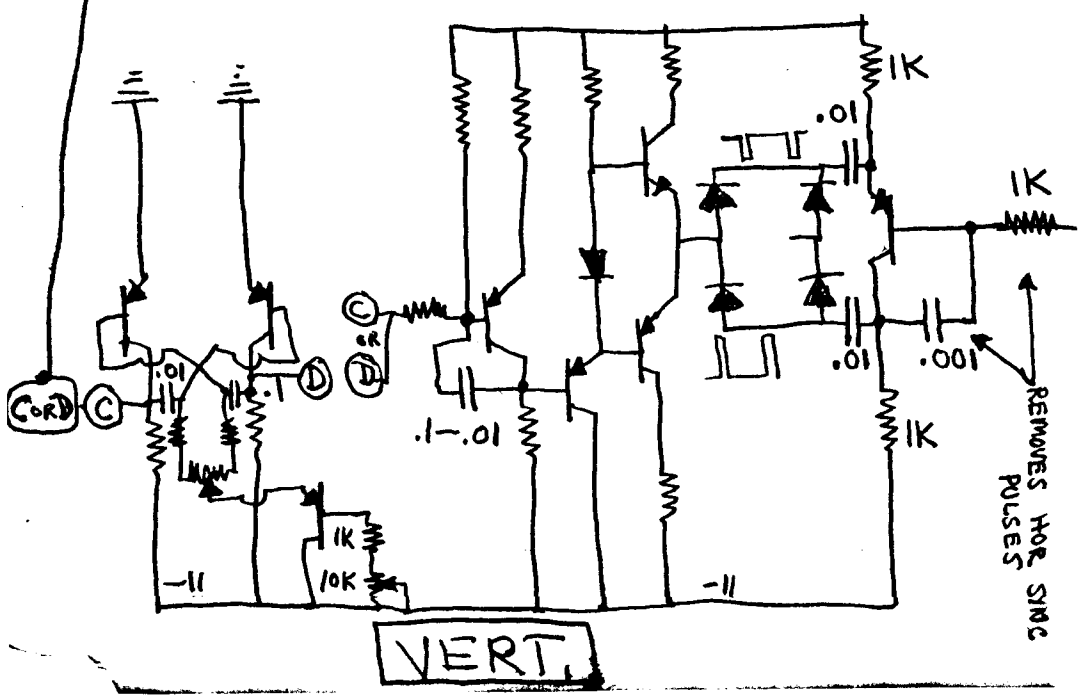
HOK.



NEW PHASE LOCKED SYNC SIGNAL OUT


HERE IS THE CIRCUIT - BUILD IT - TRY IT - WORK ON IT - I SHALL TOO IN SWEDEN - LEARN TO USE THE SCOPE THE EXPERIENCE OF THIS PROJECT WILL TEACH YOU A LOT OF ELECTRONICS - I THINK I WILL BUY A HOUSE IN SWEDEN WE BOTH WILL PROSPER IF WE BOTH WORK AND TRY HARD - LOVE ERIC

MIXER + OUT



VERT.

langs de bovenkant  
vrijlaten  
VOOR DE POST



MR. VINCENT J. NOVAK  
226 NORMAN AVE.  
BROOKLYN N.Y. 11222  
U. S. A.

PAR AVION / PER LUCHTPO

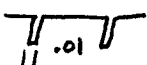

EXPÉDITEUR / AFZENDER

ERIC SIEGEL % AMERICAN  
EXPRESS OFFICE STOCKHOLM  
SWEDEN

NIETS INSLUITEN!

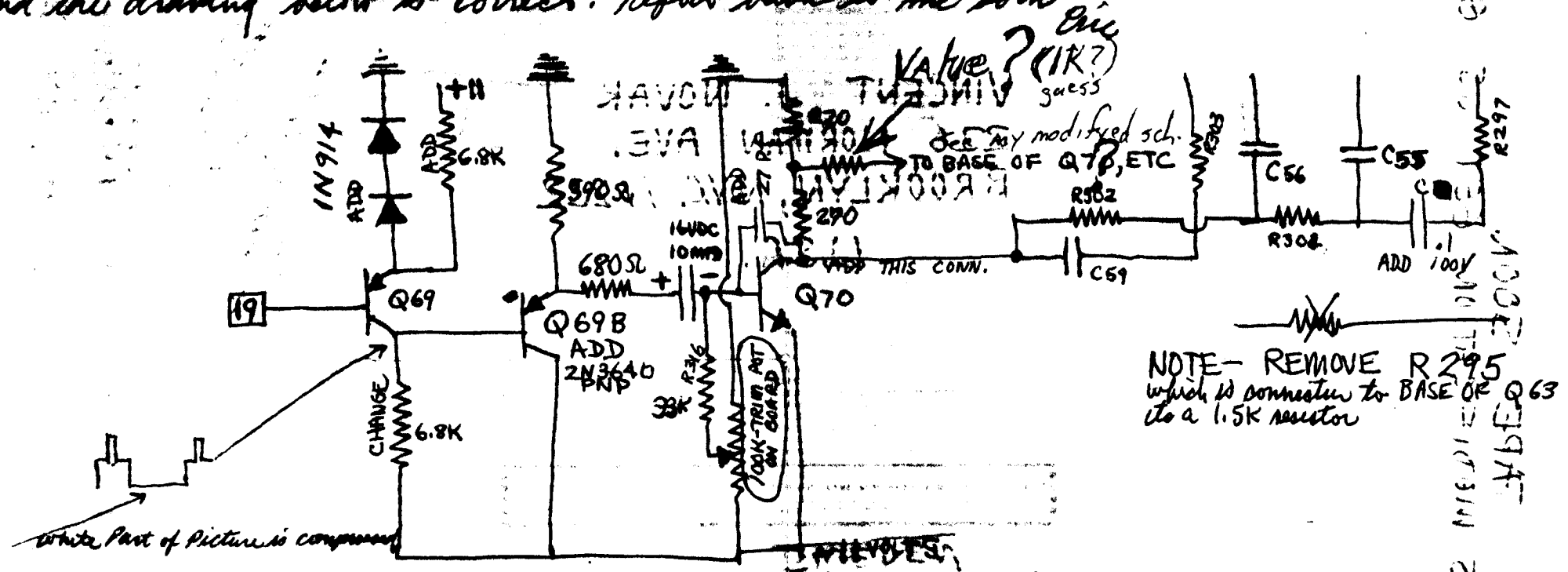
GEEN ADRESSTROKEN, SLUITZEGELS, PLAKBAND, ENZ. GEBRUIKEN.

OUVRIR ICI / HIER OPENEN

Dear Vincent here is the rough untried circuit I intend to use for the additional board. Q1 + Q2 form a free running multivibrator - the free running frequency is controlled by Q3 through resistor R2 - the Osc uses unequal coupling capacitors so that a pulse like this is available at its ~~out~~ collector  OR at the other collector  etc. The .01 is responsible for the long space and the .001 is responsible for the short one, Pot R1 is the fine adjustment of this mark space ratio and is adjusted to give you a horizontal sync pulse of proper pulse width. Q4 is connected to the right collector - I don't know which one - trial and error - it makes the wave forms into an almost linear sawtooth. Osc. free running freq is adjusted by R2 when Q5's Base is shorted to ground, the sawtooth at Base of Q5 should have a center point of zero volts and peaks at + and - Q6 + Q7 are drivers for the Diode Phase Comparator. Q8 is the sync driver for the Diode Phase Comp. the values are suggestions but may work - The Vertical circuit should be identical except for capacitors

Sept 18

Dear Vinny: Why haven't I heard from you. I found The Sync Separator Circuit to be a major contributing factor, to the Problem. Please install this circuit on next unit and field test it. Put it in Shirley Clarke. — If this circuit doesn't work to your liking — I have tested it and the drawing below is correct. report back to me soon



White Part of Picture is compressed

Q69 is the old sync sep. transistor, in the new arrangement it functions as an overdriven high gain amplifier, the two diodes are used to produce an accurate bias, on the emitter of Q69 about 1.2V - 2 volts, if a resistor was used the Gain of Q69 would be lowered - therefore the diodes. Q69B is an emitter follower - so that there is no loss between Q69 the Amplifier (over driven) and Q70 the New Sync Separator. The reason for this change - in the old arrangement there wasn't enough voltage at the base of Q69 (when it was Sync Sep.) to separate the Sync pulses completely, therefore some video was getting through causing the horizontal Blanking Multivibrator to miss fire causing black lines in the Picture - ADJUST the 100K POT - the same way as R316. This circuit works very well I built it into my Unit - this drawing is correct - Give me a report as soon as possible

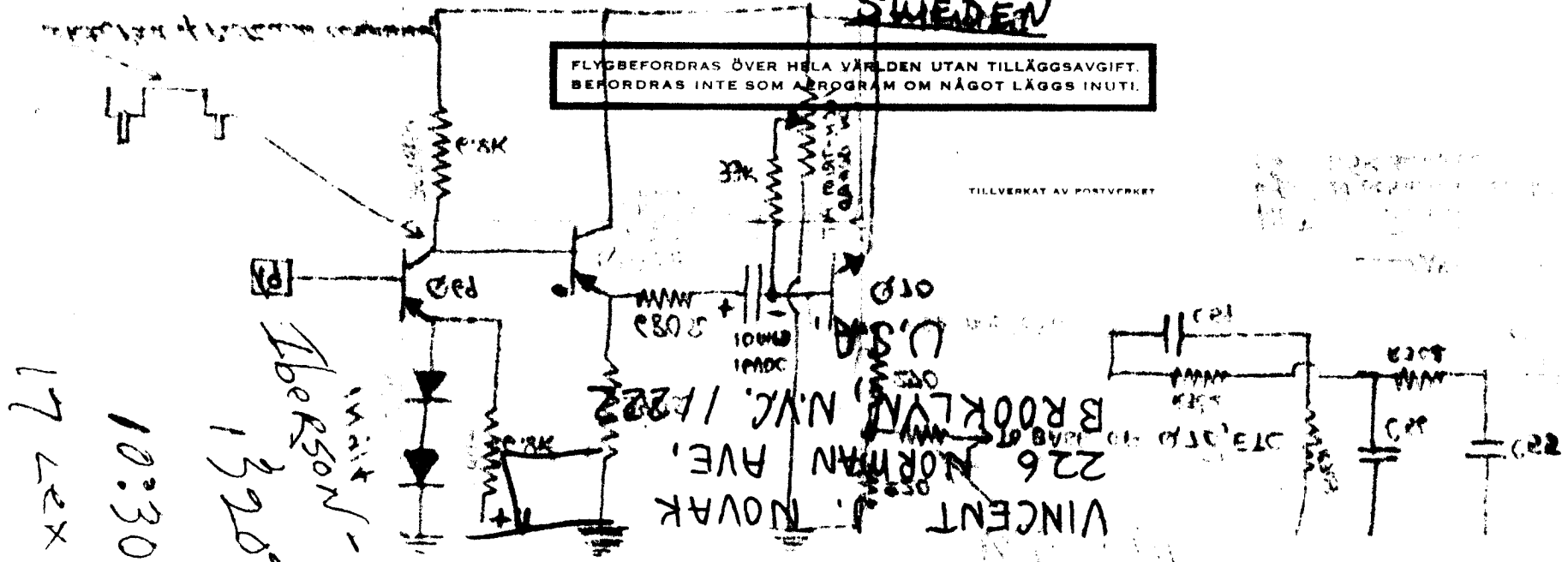
Handwritten notes at the top left, including "17 LEX" and "10:30".

AVSÄNDARE  
SENDER  
EXPÉDITEUR  
ABSENDER

ERIC STEGEL  
% DAVID VAN DIJK  
S.T. ERIKSGATAN 59-1TR  
11234 STOCKHOLM  
SWEDEN


FLYGBEFORDRAS ÖVER HELA VÄRLDEN UTAN TILLÄGGSavgIFT.  
BEFORDRAS INTE SOM AEROGRAM OM NÅGOT LÄGGS INUTI.

TILLVERKAT AV POSTVERKET



17 LEX  
10:30  
IberSON  
wait  
1320

VINCENT J. NOVAK  
226 NORMAN AVE.  
BROOKLYN, N.Y. 11222  
U.S.A.



FLYGPÖST  
AEROGRAM  
Dan Air

SEND TAPE SOON  
HOPE THIS MODIFICATION GETS GOING  
AGAIN

Oct 1971

Dear Winny: Are you receiving me, why don't you reply? I'm not sure if you not sending or I'm not receiving, ... could anything be wrong? If you are angry with me let me know ... You should not be so far from I can see so why don't you answer. Howard sent me a note saying the Perception Grant has come through but not a penny of it is to go to me, he did not explain, so I'm totally Confused and upset, after all it was at Howard's and Russell Connor suggestion that I form this group in the first place. I hope the same fate has not hit you Please write me and tell me whats going on — I hope aside from this everything is fine with you — did you get the new circuit I sent you — it works very well ... I'm ~~not~~ still building the Phase Board and the Horizontal section works great the wiring is simple, most of the heavy circuits are on I.C.'s

I'll be here in Stockholm till Oct 12-15  
then write me % American Express Copenhagen

Sincerely love  
Eric

AEROGRAM

FLYGPOST  
*Par Avion*

70



VINCENT J. NOVAČEK  
226 NORMAN AVE.  
BROOKLYN N.Y.C 11222

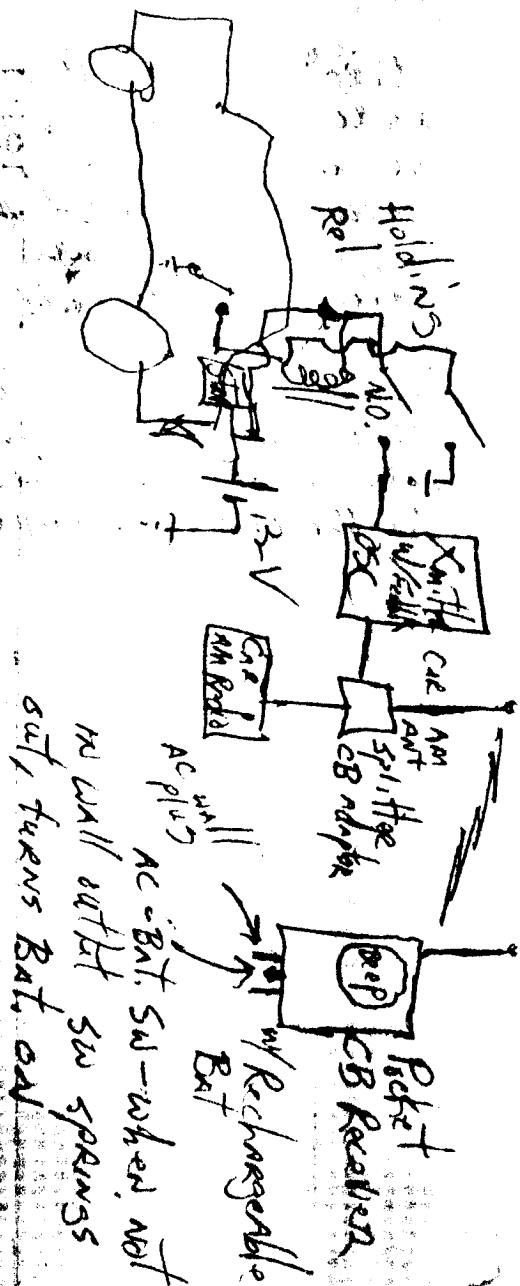
U.S.A.

TILLÄMNAT AV POSTVERKET

FLYGBEFORDRAS ÖVER HELA VÄRLDEN UTAN TILLÄGGSAVGIFT.  
BEFORDRAS INTE SOM AEROGRAM OM NÅGOT LÄGGS INUTI.

ERIC STEBEL  
% DAVE VAN DIJK  
ST ERIKSÖRTAN 59-1TR  
11234 STOCKHOLM  
SWEDEN

AVSÄNDARE  
SENDER  
EXPÉDITEUR  
ABSENDE



THE VASULKAS, INC. - ?\*  
100 ROUTE 6  
SANTA FE, NEW MEXICO 87501  
TEL. (505) 471-7181/FAX. (505) 473-0614

February 3, 1992

Vinnie Novak  
110 Sullivan  
New York, New York 10012

Dear Vinnie,

Thank you for the package of goodies. The information on Tadlock's color pattern generator for Dorothy Weitzner's ARCHETRON church is fantastic - another irrepressible utopian idea "way back in 1968". We will try to contact her. Your efforts are much appreciated.

Also, thanks for the Siegel camera papers. We understand that this camera is in your possession now? Woody has been to visit Eric and Eric was pleased to have his camera included in the exhibition. We need to know dimensions, approximate weight and would really appreciate your assessment of its condition.

I copied everything so that it could be returned. I don't want any originals to get stuck in a dust pile in Austria.

The exhibition "Pioneers of Electronic Video Art: The Tribe that Worshipped Electricity" will coincide with the Ars Electronic Festival, June 22-27, in Linz, Austria. The Austrians have been very casual and we are not sure how much we will be able to accomplish for the exhibition, but it certainly is interesting. Thanks for your offer of assistance, we look forward to hearing from you.

Love from Woody and Steina.

Regards,

MaLin Wilson  
Special Projects Coordinator

\*Inc. is a not-for-profit corpus that imbibes non-taxable greens.

01/23/92

The Vasulkas, Inc. (?)  
100 Route 6  
Santa Fe, New Mexico, 87501

Dear MaLin, Steina and Woody,

Great to hear from you. What a "blast from the past" ! I searched the top shelf and the bottom draw and found some "stuff". In the E.V.S. folder, you'll find data relating to Eric's camera and colorizer. There are a couple of letters from Eric to me, which reminds me of just how spaced-out I was at the time.

Also, find an envelope addressed from D. Weitzner to myself. She was financing the "Archetron". A video machine that she was to build a "New Age" church around. Yes, she coined the phrase "New Age" way back in 1968, when New Age was new.

The enclosed are my only copies. I, of course, do not own the rights to any of this material. Therefore, I can not give you permission to use it. If you can use it, enjoy. When you are done with it, please return it to me at your convenience.

I have been trying to contact Eric, but to no avail. Should you speak to him, please ask him to phone me. Let me know if there is anything else that I can do for this project. I was saddened to hear of the death of Charlotte Moorman. I hope that your show can include some of her works.

Love and Peace,



Vincent Novak

110 Sullivan St  
New York, NY 10012

(212) 966-9612